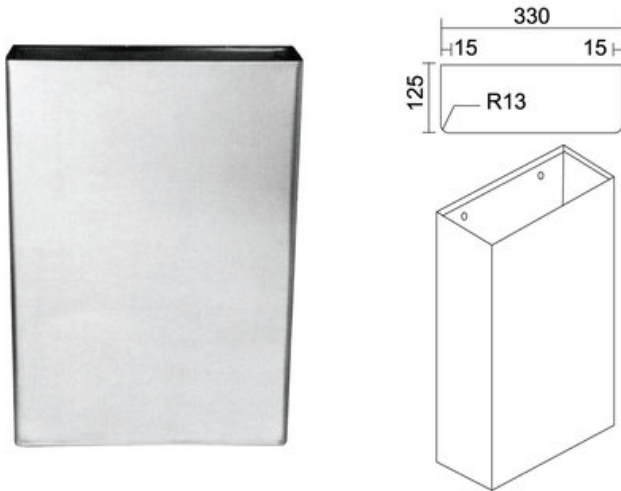



# WASTE RECEPTACLE PAPER TOWER DISPENSER



## SS-REC-460-EX - SURFACE-MOUNTED WASTE RECEPTACLE

Gross Weight : 3.40 kg

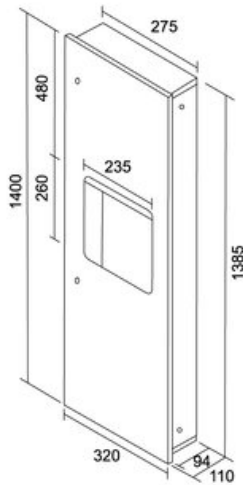

Whole unit is made of heavy gauge SU304 stainless steel.  
Bottom edges hemmed for maximum safety.  
Size : 330mm (W) x 460mm (H) x 125mm (D)



## AE-910

Stainless Steel Surface Mounted Sanitary NAPkin Disposal with  
Lockable Bottom COVER.  
Size : 235mm (W) x 279mm (H) x 108mm (D)





### SS-REC-PTD-1400S

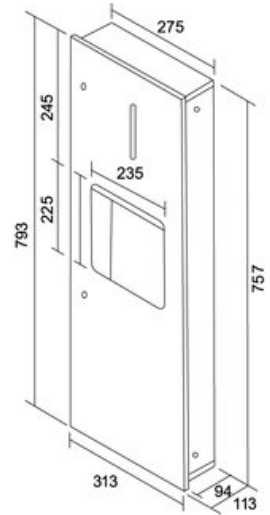
Recessed Paper Towel Dispenser / Waste Receptacle

Models Available : SS-REC-PTD-1400S  
Recessed Model  
: SS-REC-PTD-1400S-E  
Surface Mounted Type

Gross Weight : 11.20 kg

Dispenses 700 multi-fold paper towels.  
Uncovered, removable, leak-proof.  
Whole unit is made of heavy gauge SU304 stainless steel with tumbler locks.

Installation : Requires rough wall opening  
288mm (W) x 1383mm (H) x 105mm (D)



### SS-REC-PTD-790

Recessed Paper Towel Dispenser / Waste Receptacle

Models Available : SS-REC-PTD-790  
Recessed Model  
: SS-REC-PTD-790-E  
Surface Mounted Type

Gross Weight : 6.30 kg

Dispenses 500-600 multi-fold paper towels.  
Uncovered, removable, leak-proof.  
Whole unit is made of heavy gauge SU304 stainless steel with tumbler locks.

Installation : Requires rough wall opening  
288mm (W) x 773mm (H) x 105mm (D)